

Flotrex* GF Capsules

With Glass Microfiber Media

Description and Use

Flotrex GF Capsule Filters (CFGF) are constructed with durable acrylic resin bonded glass microfiber media for superior performance in applications with excessive particle burden. CFGF filters provide excellent protection for final membrane filters and are also exceptional final filters in applications that do not require membrane filtration. Figure 1 shows the variety of Flotrex GF Capsule Filters.

- Flotrex GF has acrylic resin-bonded glass microfiber media
- Reliable particle retention
- Excellent service life in applications with severe particle loads
- Polypropylene structure for enhanced chemical resistance
- Excellent protection for final membrane filters
- Ideal for batch or small volume processes

Typical Applications

- Pre-filtration for a wide variety of pharmaceuticals including serums, tissue culture media, and protein solutions
- Pre- and final filtration of cosmetics
- Pre-filtration of beverages
- Final filtration of beverages that do not require membrane filtration
- Filtration of compatible paints and coatings

Available Absolute Micron Ratings

Flotrex GF Capsule Filters are available in 0.45, 1.0 and 3.0 µm micron ratings.



Figure 1: Flotrex GF Capsule Filters

Materials of Construction

- Filtration Media: Acrylic Resin-Bonded Glass Microfiber
- Support Layers: Polypropylene Microfiber
- Structural Components: Polypropylene

Table 1 details the dimensions of the Flotrex GF Capsule Filters.

Table 1: Filter Dimensions

Diameter	3.5" (9 cm)	
Capsule Size	Effective Filtration Area	Length**
Small	0.5 ft ² (465 cm ²)	3.5 – 5.0" (9 – 13 cm)
Medium	1.9 ft ² (1765 cm ²)	7.6 – 9.1" (29 – 23 cm)
Large	3.7 ft ² (3437 cm ²)	11.5 – 13.0" (29 – 33 cm)

**Varies with connection style.

Find a contact near you by visiting www.ge.com/water and clicking on "Contact Us".
* Trademark of General Electric Company; may be registered in one or more countries.
©2011, General Electric Company. All rights reserved.



Operational Limits

Max. Operating Pressure	80 psi (5.5 bar) @ 70°F (21°C) in Liquid 55 psi (3.8 bar) @ 70°F (21°C) in Gas
Max. Differential Pressure	60 psi (4.1 bar) @ 70°F (21°C)
Max. Operating Temperature	110°F (43°C) at ≤ 30psi (2.1 bar) operating pressure

Additional Information

Flotrex GF filters may be autoclaved or in-situ steam sterilized (up to 257°F [125°C], 30 minute cycles) for a maximum accumulated exposure of 10 hours. Alternatively, the filters may be sanitized with compatible chemical agents.

GE certifies that the materials contained in its Flotrex GF Capsule filters meet U.S. FDA requirements for food contact under the applicable regulations in 21 CFR. For further information, contact the GE Technical Services Department. Flotrex GF filters meet the test criteria for USP class VI-121°C Plastics.

GE filter capsules are designed and manufactured for resistance to a wide range of chemical solutions. Conditions will vary with each application and users should carefully verify chemical compatibility. Please contact your GE distributor for more information.

Figures 2, 3 and 4 show the test data results of flow performance for the small, medium and large Flotrex GF Capsule Filters using a 10-inch length filter. Table 2 provides ordering information.

For more information

- Email: labstore@ge.com
- Tel: 800-444-8212 USA
- Canada Tel: 952-988-6665
- Web: www.geosmolabstore.com

Table 2: Ordering Information

Type	Absolute Micron Rating	Capsule Size	Connections
CFGF	94 = 0.45µm 01 = 1.0µm 03 = 3.0µm	05 = small 19 = medium 37 = large	L = ¼" - ½" hose barb M = 3/8" hose barb R = ¼" NPT male W = ½" NPT male Y = 1.5" sanitary flange

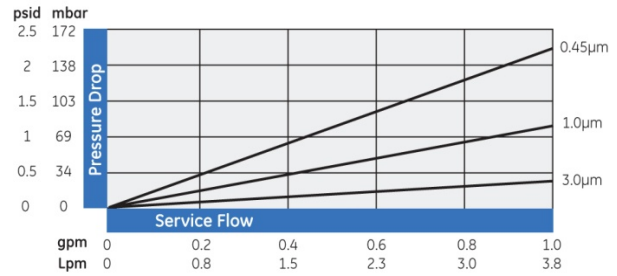


Figure 2: Flotrex small capsule flow performance in clean water¹

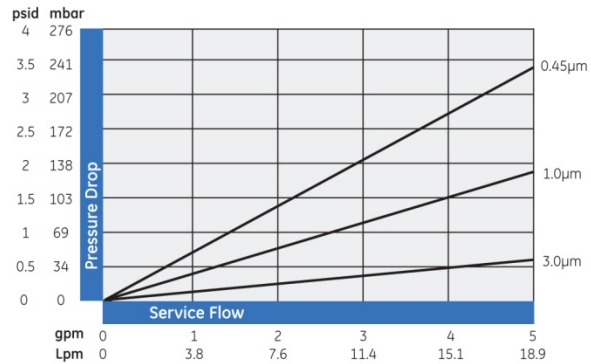


Figure 3: Flotrex medium capsule flow performance in clean water¹

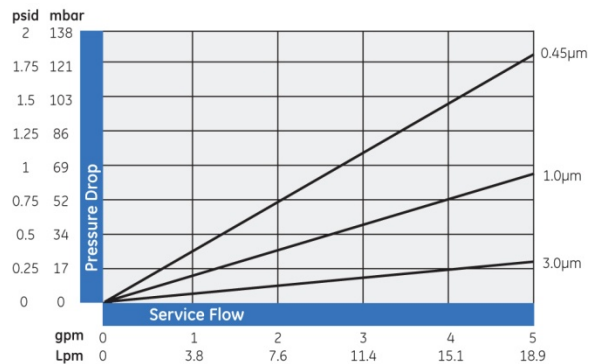


Figure 4: Flotrex large capsule flow performance in clean water¹

¹ Data Based on 10-inch length filter